

ASTERIX ROOF CATALOGUE






Foreword

DESSA offers efficient lightweight temporary roofing, encapsulation solutions, aluminium lattice girders and safety products. DESSA's unique and distinctive aluminium solutions are suitable for not only grandstands, stages and events but also public utility works, local authorities, government buildings, historic buildings, highways, bridges and industrial market sectors. Time proven on demanding and complex applications across varied climates throughout the UK, Canada, UAE, Australia and Europe, DESSA offer unrivalled span capabilities and alternative configurations. From a choice of roofing solutions and general purpose lattice girders providing unrivalled cost to strength ratio, to high capacity lattice girders complete with a dedicated bracing system, we provide the industry with an ever widening range of cost effective products along with extensive after sales support to the highest professional standards. At DESSA we develop innovative and practical solutions for the support, access and weather protection industries. All of our designs are technically proven and are registered with protected design rights meaning only DESSA can offer superior solutions through our products. Our senior management team at DESSA offer considerable experience in the fields of contracting, engineering, manufacture and customer service. Having introduced a number of class leading products into the UK market and we have worked closely with a number of key clients in developing bespoke solutions to their problems which we manufacture on an exclusive basis.

Asterix Roof Introduction

The ASTERIX Roof System by DESSA is a fully modular temporary roofing solution that offers users significant operational, time and cost benefits:

- Fully modular, proven over years of continual use.
- Lightweight aluminium system, reducing the need for crane assisted erection.
- All beams are universal and can be configured to suit a variety of roofing and scaffold requirements.
- Different beam depth options (0.75m and 1.33m).
- Wide range of beam lengths available (from 0.5 to 6m).
- Can be formed in staggered bays.
- Achieve span clearances of up to 50m with an unrivalled cost to strength ratio.
- Multi-purpose weather proofing fits roofs and walls.
- Provides mono pitch roofing solutions along with 18 and 36 degree duo pitch.
- Rapid platform creation using steel decks.
- Rapid creation of mobile shelters.
- Erection does not require any tools.
- Parts connected using spring pins, rather than bolts, saving time and reducing quantity of components.
- Minimal number of different parts.
- Modular tie chord option.
- Variety of support options.



Contents

1.0 Beams.....1

2.0 Sheet tracking.....4

3.0 Bracing.....7

4.0 Sheeting.....9

5.0 Rolling Equipment.....12

6.0 Tubular Tie Bar15

7.0 Beam Support.....17

8.0 Cantilever Parts.....19

9.0 UNI Shelter20

10.0 Accessories.....21






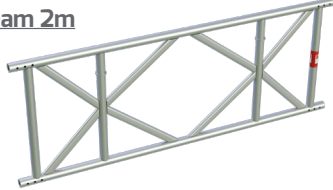
11.0 Fixings23

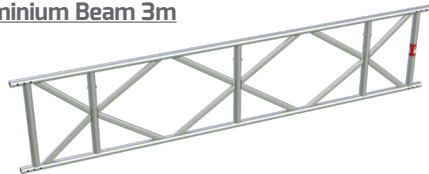
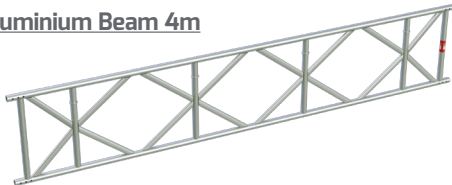






12.0 Software.....24











1.0 Beams

Main structural component for creation of roof spans, also suitable for everyday general purpose applications. The user friendly DESSA ASTERIX 750 beam range offers unrivalled cost to weight ratio and is equally at home in a heavy duty support scaffold or an elegant roofing application. DESSA ASTERIX HD beams are also available and offer a strong option for spans in excess of 50m.

DESCRIPTION	PART No.	WEIGHT (kg)	DIM 1 (m)	DIM 2 (m)
ASTERIX Eaves Beam 18 degrees Beam designed to be positioned at the end of a roofing span, to provide a more aesthetically pleasing finish and enhanced weather proofing. 	BC0118	7.64	0.99	0.75
ASTERIX Ridge Beam 18 degrees Can be used singularly to form an 18 degree duo pitch roof or can be used in multiples to form perfect dome structures. 	BC0018	16.23	2.14	1.05
ASTERIX Ridge Beam 36 degrees Can be used to form 36 degree duo pitched roofs to cover tall buildings. Can also be used at the eaves to form building structures and shelters. 	BC0036	15.87	2.05	1.28
ASTERIX Aluminium Beam 0.6m 	BC0600	4.84	0.6	0.75
ASTERIX Aluminium Beam 1m 	BC1000	8.00	1.00	0.75
ASTERIX Aluminium Beam 2m 	BA2000	14.25	2.00	0.75








DESCRIPTION	PART No.	WEIGHT (kg)	DIM 1 (m)	DIM 2 (m)
ASTERIX Aluminium Beam 3m 	BC3000	20.49	3.00	0.75
ASTERIX Aluminium Beam 4m 	BC4000	26.74	4.00	0.75
ASTERIX Aluminium Beam 5m 	BC5000	32.99	5.00	0.75
ASTERIX Aluminium Beam 6m 	BC6000	39.23	6.00	0.75
Beam Spigot 6HS Used to connect all ASTERIX beams together. Simply secured in place using quick release pins AF0001 or M12 bolts AF0007. 	B50005	0.72	0.32	ø 38.1mm
ASTERIX HD Aluminium eaves beam 18 degrees Beam designed to be positioned at the end of a roofing span, to provide a more aesthetically pleasing finish and enhanced weather proofing. 	BD0118	13.25	1.23	1.33
ASTERIX HD Aluminium ridge beam 18 degrees Can be used singularly to form an 18 degree duo pitch roof or can be used in multiples to form perfect dome structures. 	BD0018	25.00	2.14	1.59
ASTERIX HD Aluminium ridge beam 36 degrees Can be used to form 36 degree duo pitched roofs to cover tall buildings. Can also be used at the eaves to form building structures and shelters. 	BD0036	26.20	2.74	2.00


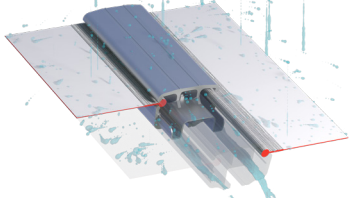






DESCRIPTION	PART No.	WEIGHT (kg)	DIM 1 (m)	DIM 2 (m)
ASTERIX HD Aluminium beam with support bottom chord 2m Beam support compatible reinforced bottom chord. 	BD0002	29.36	2.00	1.44
ASTERIX HD Aluminium beam 0.55m 	BD0550	6.30	0.55	1.33
ASTERIX HD Aluminium beam 1m 	BD1000	13.30	1.00	1.33
ASTERIX HD Aluminium beam 2m 	BD2000	22.60	2.00	1.33
ASTERIX HD Aluminium beam 3m 	BD3000	31.90	3.00	1.33
ASTERIX HD Aluminium beam 4m 	BD4000	41.10	4.00	1.33
Beam Spigot 8HS Used to connect ASTERIX HD beams together. Simply secured in place using quick release pins AF0001 or M12 bolts AF0007. 	B50006	1.42	0.49	ø 38.1mm






2.0 Sheet tracking

Keder roof tracking. Lightweight, modular aluminium. Fitted to the roof beams or vertical standards, enabling DESSA roof sheet to be installed and secured in position no matter what the weather.

DESCRIPTION	PART No.	WEIGHT (kg)	DIM 1 (m)	DIM 2 (m)
ASTERIX Eaves Track for BC0118 Track section for the eaves beam BC0118, connected using AF0002 spring pins. Profile allows for simple installation of roof sheets. 	UT0418	3.56	1.04	0.78
ASTERIX Ridge Track for BC0018 & BD0018 Track section for the ridge beams BC0018 & BD0018, connected using AF0002 spring pins. Profile allows for simple installation of roof sheets. 	UT0118	4.52	2.17	0.36
ASTERIX Ridge Track for BC0036 Track section for the ridge beam BC0036, connected using AF0002 spring pins. Profile allows for simple installation of roof sheets. 	UT0136	5.33	2.12	0.70
ASTERIX Eaves Track for BD0118 Track section for the eaves beam BD0118, connected using AF0002 spring pins. Profile allows for simple installation of roof sheets. 	UT0618	4.60	1.29	1.37
ASTERIX Ridge Track for BD0036 Track section for the ridge beam BD0036, connected using AF0002 spring pins. Profile allows for simple installation of roof sheets. 	UT0236	2.80	1.19	0.36
UNI Track Special aluminium Keder profile supplied in variable lengths and connected using UA0021 track spigot. Provides seamless sheeting throughout the roof length. 	UT1000 UT2000 UT3000 UT4000 UT5000 UT6000	1.80 3.50 5.30 7.10 8.90 10.60	1.00 2.00 3.00 4.00 5.00 6.00	0.03
UNI Alloy Spigot including Gasket Ensures unrivalled joint stability between track lengths and provides an effective seal between adjacent track lengths. 	UA0021	0.26	0.14	0.04

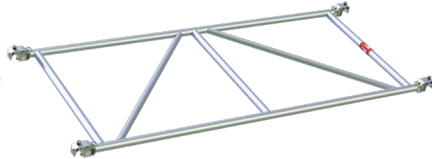



DESCRIPTION	PART No.	WEIGHT (kg)	DIM 1 (m)	DIM 2 (m)
UNI Track Gasket Replacement gasket for UA0021. 	UA0022	0.03	0.01	0.03
 DEEP FLOW™ is the new and improved sheet tracking from DESSA, the result of 5 years' research and development. DeepFlow™ tracking enables larger bracing centres of up to 3m to be achieved. Water entering the track is managed across joints by an integrated spigot with a dedicated water channel. DeepFlow™ eliminates loose components, enables faster installation and dismantling, and provides 25x increase of internal rainwater capacity.				
DEEP FLOW™ Track Eaves Track for BC0018 Connected using AF0002 spring pins. Profile allows for simple installation of roof sheets. Higher profile section and spigot placement provide advanced weatherproofing. 	US0418	4.66	1.06	0.81
DEEP FLOW™ Ridge Track for BC0018 & BD0018 Special aluminium Keder profile. Provides seamless sheeting throughout the roof length. Higher profile section and spigot placement provide advanced weatherproofing. 	US0118	6.53	2.22	0.38
DEEP FLOW™ Ridge Track for BC0036 Special aluminium Keder profile. Provides seamless sheeting throughout the roof length. Higher profile section and spigot placement provide advanced weatherproofing. 	US0136	7.30	2.16	0.73
DEEP FLOW™ Eaves Track for BD0018 Connected using AF0002 spring pins. Profile allows for simple installation of roof sheets. Higher profile section and spigot placement provide advanced weatherproofing. 	US0618	6.40	1.31	1.39
DEEP FLOW™ Ridge Track for BD0036 Special aluminium Keder profile. Provides seamless sheeting throughout the roof length. Higher profile section and spigot placement provide advanced weatherproofing. 	US0236	4.11	1.23	0.38
DEEP FLOW™ Track Special aluminium Keder profile supplied in various lengths. Provides seamless sheeting throughout the roof length. Higher profile section and spigot placement provide advanced weatherproofing. 	US1000 US2000 US3000 US4000 US5000 US6000	2.65 5.23 7.82 10.44 13.00 15.60	1.00 2.00 3.00 4.00 5.00 6.00	0.04



DESCRIPTION	PART No.	WEIGHT (kg)	DIM 1 (m)	DIM 2 (m)
DEEP FLOW™ Track End Piece Special end piece colour coded for easy recognition on site. Required at the eaves when used in conjunction with track compressors and at staggered bays. 	US0001	2.58	1.00	0.04
DEEP FLOW™ Spigoted Track End Piece Special end piece colour coded for easy recognition on site. Required at the top end of monopitch roofs when used in conjunction with track compressors. 	US0002	2.6	1.02	0.04
DEEP FLOW™ Alloy Spigot Connects DeepFlow™ tracks together, ensuring safety and limiting loads. 	UA0035	0.54	0.10	0.04



3.0 Bracing

For spacing of roof beams and ensuring structural stability, DESSA's innovative bracing system allows boltless, frictionless connection of keder tracking for roof sheet installation. Can be used in both roofing and structural beam applications.




DESCRIPTION	PART No.	WEIGHT (kg)	DIM 1 (m)	DIM 2 (m)
UNI Frame Fitted to the roof beam chords and to ASTERIX HD beam posts to provide stiffness and structural integrity, Each corner is fitted with a special tracking button that is used to secure sheet tracking in place, when required. 	UK1000 UK1088 UK1500 UK1572 UK2000 UK2072 UK2500 UK2572 UK3000 UK3072	7.80 8.00 8.94 9.09 11.08 11.22 12.30 12.47 13.61 13.76	1.00 1.09 1.50 1.57 2.00 2.07 2.50 2.57 3.00 3.07	1.00
 New improved bracing claws from DESSA. The previous all steel tracking connectors on each brace have been replaced with a 2 part composite/steel assembly. The new 2 part connectors eliminate noise from wind vibration, percussive erosion caused by wind and galvanic corrosion caused by aluminium, steel, water contact. All new braces are colour coded for easy identification in the yard and on site. The special composite used is frictionless enabling rapid and easy installation of the tracking and avoids wear to the track from movement of the roof beams below.				
UNI Horizontal Brace  Single horizontal brace used for top and bottom chord lacing and connection of infill bays. Special button fitted to each end to enable keder sheet tracking to be installed where required	UH0300 UH0390 UH1000 UH1088 UH1500 UH1572 UH2000 UH2072 UH2500 UH2572 UH3000 UH3072	1.41 1.47 2.14 2.21 2.64 2.71 3.15 3.22 3.66 3.73 4.17 4.24	0.30 0.39 1.00 1.09 1.50 1.57 2.00 2.07 2.50 2.57 3.00 3.07	0.10
UNI Diagonal Brace ASTERIX  Connects to the top and bottom chords of adjacent beam lines to ensure lateral stability.	UD1656 UD1722 UD2120 UD2188 UD2597 UD2666 UD3081 UD3151	2.59 2.69 3.30 3.43 3.84 3.93 4.30 4.42	1.50 1.57 2.00 2.07 2.50 2.57 3.00 3.07	0.70







DESCRIPTION	PART No.	WEIGHT (kg)	DIM 1 (m)	DIM 2 (m)
UNI Plan Brace  <p>Connects the posts of the adjacent beam lines providing plan stiffness. Used for bracing ASTERIX HD beam spans and roofs. Claws are facing opposing directions to allow easy installation and component recognition.</p>	UP1414	2.42	1.00	1.00
	UP1478	2.60	1.09	1.00
	UP1803	2.86	1.50	1.00
	UP1863	2.92	1.57	1.00
	UP2236	3.25	2.00	1.00
	UP2301	3.31	2.07	1.00
	UP2500	3.67	1.50	2.00
	UP2544	3.71	1.57	2.00
	UP2693	3.77	2.50	1.00
	UP2760	3.77	2.57	1.00
	UP2828	3.91	2.00	2.00
	UP2880	3.90	2.07	2.00
	UP3162	4.25	3.00	1.00
	UP3202	4.29	2.50	2.00
	UP3231	4.25	3.07	1.00
	UP3258	4.28	2.57	2.00
UNI Roller Brace  <p>Non-structural element used at changes in sheeting direction ensures even tension is applied to the sheets when tensioned. Connects into track compressor, intermediate roller brace coupler or directly to eaves and ridge beams.</p>	UR0300	1.37	0.30	0.13
	UR0390	2.08	0.39	
	UR1000	4.60	1.00	
	UR1088	4.65	1.09	
	UR1500	6.10	1.50	
	UR1572	6.10	1.57	
	UR2000	8.80	2.00	
	UR2072	8.80	2.07	
	UR2500	11.40	2.50	
	UR2572	11.40	2.57	
	UR3000	13.60	3.00	
	UR3072	13.60	3.07	





4.0 Sheeting

Standard sheeting, whilst 610gsm flame retardant, allows high levels of light under the completed structure. All sheets are reusable and are supplied labelled. Special length sheets available on request.

DESCRIPTION	PART No.	WEIGHT (kg)	DIM 1 (m)	DIM 2 (m)
 <p>Plas™ Sheet Flame retardant heavy duty 610gsm sheets with 8mm keder to suit installation into UNI tracks ensuring complete weather protection.</p>	CB0110	9.80	10.0	1.50
	CB0115	14.60	15.0	
	CB0120	19.50	20.0	
	CB0125	24.40	25.0	
	CB0130	29.30	30.0	
	CB0135	34.10	35.0	
	CB0140	39.00	40.0	
	CB0145	43.90	45.0	
 <p>Plas™ Sheet Flame retardant heavy duty 610gsm sheets with 8mm keder to suit installation into UNI tracks ensuring complete weather protection.</p>	CA0410	10.10	10.00	1.57
	CA0415	15.05	15.00	
	CA0420	20.15	20.00	
	CA0425	25.20	25.00	
	CA0430	30.20	30.00	
	CA0435	35.20	35.00	
	CA0440	41.10	40.00	
	CA0445	45.50	45.00	
 <p>Plas™ Sheet Flame retardant heavy duty 610gsm sheets with 8mm keder to suit installation into UNI tracks ensuring complete weather protection.</p>	CB0210	12.20	10.0	2.00
	CB0215	18.30	15.0	
	CB0220	24.40	20.0	
	CB0225	30.50	25.0	
	CB0230	36.60	30.0	
	CB0235	42.70	35.0	
	CB0240	48.80	40.0	
	CB0245	54.90	45.0	
 <p>Plas™ Sheet Flame retardant heavy duty 610gsm sheets with 8mm keder to suit installation into UNI tracks ensuring complete weather protection.</p>	CA0110	12.60	10.00	2.07
	CA0115	18.90	15.00	
	CA0120	25.30	20.00	
	CA0125	31.60	25.00	
	CA0130	37.90	30.00	
	CA0135	44.20	35.00	
	CA0140	50.50	40.00	
	CA0145	56.80	45.00	
 <p>Plas™ Sheet Flame retardant heavy duty 610gsm sheets with 8mm keder to suit installation into UNI tracks ensuring complete weather protection.</p>	CB0310	15.30	10.00	2.50
	CB0315	22.90	15.00	
	CB0320	30.50	20.00	
	CB0325	38.10	25.00	
	CB0330	45.80	30.00	
	CB0335	53.40	35.00	
	CB0340	61.00	40.00	
	CB0345	68.60	45.00	







DESCRIPTION	PART No.	WEIGHT (kg)	DIM 1 (m)	DIM 2 (m)
 <p>Plas™ Sheet Flame retardant heavy duty 610gsm sheets with 8mm keder to suit installation into UNI tracks ensuring complete weather protection.</p>	CA0210 CA0215 CA0220 CA0225 CA0230 CA0235 CA0240 CA0245	15.70 23.50 31.40 39.20 47.00 54.90 62.70 70.50	10.00 15.00 20.00 25.00 30.00 35.00 40.00 45.00	2.57
 <p>Plas™ Sheet Flame retardant heavy duty 610gsm sheets with 8mm keder to suit installation into UNI tracks ensuring complete weather protection.</p>	CB0410 CB0415 CB0420 CB0425 CB0430 CB0435 CB0440 CB0445	18.30 27.45 36.60 45.75 54.90 64.05 73.20 82.35	10.00 15.00 20.00 25.00 30.00 35.00 40.00 45.00	3.00
 <p>Plas™ Sheet Flame retardant heavy duty 610gsm sheets with 8mm keder to suit installation into UNI tracks ensuring complete weather protection.</p>	CA0310 CA0315 CA0320 CA0325 CA0330 CA0335 CA0340 CA0345	18.70 28.10 37.50 46.80 56.20 65.50 74.90 84.30	10.00 15.00 20.00 25.00 30.00 35.00 40.00 45.00	3.07
<p>Gable Sheet 610gsm Optional gable sheet used to close each gable end and for improved weather protection. Can be ordered with lugs and eyes or perimeter Keder track.</p> 	CA0001	0.61	1.00	1.00
<p>Additional Sheet Pocket One or several additional pockets can be added to provide flexibility and utilisation of roof sheets, additional sheet pockets enable sheets to be used on several different spans and ensure tensioning positions are always correct.</p> 	CA0002	0.44	DOA	0.21
<p>Plastic Keder Profile Plastic profile for connecting roof sheets keder - to- keder. Available in lengths of 3m, to be cut down to the desired lengths.</p> 	Z00073	1.74	3.00	0.07

DESCRIPTION	PART No.	WEIGHT (kg)	DIM 1 (m)	DIM 2 (m)
 <p>UNI Sheet Tensioning Bar Special length tubes to be used in the ends of each roof sheet to enable installation and tensioning, additionally to form a continuous tube at the eaves. Colour coded appropriate to relevant bay size.</p>	UB0300 UB0390 UB1000 UB1088 UB1500 UB1572 UB2000 UB2072 UB2500 UB2572 UB3000 UB3072	0.79 1.11 3.38 3.69 5.25 5.68 7.12 7.39 8.96 9.26 10.86 11.13	0.30 0.39 1.00 1.09 1.50 1.57 2.00 2.07 2.50 2.57 3.00 3.07	ø 48.3mm
<p>Ratchet Straps 460kg SWL Enables sheets to be tensioned and to be connected to the scaffold structure.</p> 	AR0001	0.48	2.00	35mm










5.0 Rolling Equipment

DESSA rolling equipment is used for construction of rolling roofs or scaffold structures. Rolling structures can eliminate the need to work at height, ensure safety and speed up installation and dismantling procedures. Additionally, rolling structures are ideal when access beneath the roof is required for material installation or removal.

DESCRIPTION	PART No.	WEIGHT (kg)	DIM 1 (m)	DIM 2 (m)
TRAX™ Tube Holder Steel casting enables standard scaffold tube to be joined to form an effective track for rolling of scaffold structures, using castor AA0002. 	AT0001	1.30	0.18	0.16
TRAX™ UB Steel beams with integrated tubing element, positioned on ledgers/transoms and secured using AC0001 boltless girder clamp. Allows scaffold structure to be rolled using castor AA0002 and maintains anti uplift at all times. 	BR2000 BR3000	40.00 60.00	2.00 3.00	0.20
TRAX™ UB End Closer Effective stop end for TRAX™ UB, safety device to ensure rolling structures remain captive on the TRAX™ UB span. 	BR0011	2.60	0.09	0.25
TRAX™ UB Joining Plate To join adjacent lengths of TRAX™ UB, secured using M16x40 bolts AF0003. 	BR0012	0.50	0.20	5mm
Boltless Girder Clamp Connects with existing Ø48.3mm tubular ledgers/transoms to secure TRAX™ UB in place. Clamp to be used in pairs. 	AC0001	1.10	83mm	97mm
sysTRAX™ End Closer Provides a fixed stopping location to mobile temporary roofs. Fully integrated with modular sysTRAX™ lengths. Simple installation using AF0004 locking pin and AF0039 linch pin. 	BQ0001	4.20	0.11	0.25






DESCRIPTION	PART No.	WEIGHT (kg)	DIM 1 (m)	DIM 2 (m)
sysTRAX™ UB Modular lengths of sysTRAX™ suitable for an exact fit on multiple systemised scaffold bay sizes. Fully integrated with Plettac Metrix, Contur and Futuro. Simple installation to connection plate UA0015 using AF0004 locking pins and AF0039 linch pins. 	BQ0390 BQ0400 BQ0500 BQ0700 BQ0732 BQ1000 BQ1065 BQ1072 BQ1088 BQ1500 BQ1572 BQ2000 BQ2072 BQ2500 BQ2572 BQ3000 BQ3072	8.59 8.80 10.92 15.16 15.84 21.52 22.89 23.04 23.38 32.11 33.64 42.71 44.23 53.30 54.83 63.90 65.43	387 397 497 697 729 997 1062 1069 1085 1497 1569 1997 2069 2497 2569 2997 3069	0.20
sysTRAX™ Bearer Supporting member for sysTRAX™ connections. Installed on top of systemised standards and allows even transfer of loads. Multiple hole connection opportunities to suit bay sizes of 0.7m to 1.09m. Simple installation using AF0004 locking pins and AF0039 linch pins. 	UA0007	14.87	1.21	0.10
sysTRAX™ Sliding Support Sliding bracket to allow for connection of sysTRAX™ modules and roofs to UA0007 support bearer. Integrated wheels within the assembly reduce horizontal loads acting on the support scaffold. Can be pinned to restrain vertically and horizontally or vertically only. Simple installation using AF0004 locking pin and AF0039 linch pin. 	UA0014	6.13	0.17	0.20
sysTRAX™ Connection Plate Provides a connection for sysTRAX™ UB. Elongated holes provided operational flexibility for connection of elements. Simple installation using AF0004 locking pins and AF0039 linch pins. 	UA0015	4.18	0.17	0.09
TRAX™ Anti Uplift Castor Unique rolling mechanism for roofing and scaffolding structures. Castor can be used in conjunction with a range of connectors to enable connection to roof or scaffold structures. 	AA0002	15.00	0.17	0.25


DESCRIPTION	PART No.	WEIGHT (kg)	DIM 1 (m)	DIM 2 (m)
Castor Top Plate for ASTERIX Beams Enables connection to ASTERIX Beams secured using quick release pins or bolts. 	AA0006	3.02	0.17	0.35
Castor Top Plate, Scaffold Tube Enables standard scaffold tube connections secured using 3 half couplers. 	AA0005	3.40	0.17	0.26
Castor Top Plate 0 degrees Provides an 0 degree connection to the structure, when used in conjunction with beam connector UA0011. Also used in pairs for 90 degree connections. 	UA0000	5.00	0.17	0.14
Castor Top Plate 18 degrees Enables an 18 degree connection to the roof structure, when used in conjunction with beam connector UA0011 or aluminium support beams. 	UA0018	5.20	0.17	0.17
Castor Top Plate 18 degrees for APA ledgers Enables an 18 degree connection to the roof structure, when used in conjunction with beam connector UA0011 or aluminium support beams. Stabilised with system ledgers. 	UA0028	7.30	0.17	0.26
Castor Conversion Plate for APA ledgers Used with non-system top plates to allow for stabilisation using system ledgers. 	UA0029	3.55	0.17	0.08
Castor Top Plate 36 degrees Enables a 36 degree connection to the roof structure, when used in conjunction with beam connector UA0011 or aluminium support beams. Stabilised with system ledgers. 	UA0030	9.25	0.17	0.35



6.0 Tubular Tie Bar

Unique, simple and effective modular tension bar system using 48.3mm diameter steel tube. The tension bar system increases capacity and assists in alleviating the effect of snow or high vertical loads. Due to the tubular nature of the tension bar it can be effectively braced using standard ASTERIX Roof braces or tubes and couplers. Once braced, the tension bar system can provide compressive resistance.







DESCRIPTION	PART No.	WEIGHT (kg)	DIM 1 (m)	DIM 2 (m)
ASTERIX Tie Tube connection plate 18 degrees Connection plates used in pairs ensures that loads introduced from the tension bar are introduced at precisely the correct location at the beam joints. 	TF0018	1.8	0.50	0.15
ASTERIX HD Tie Tube connection plate 18 Degrees Connection plates used in pairs ensures that loads introduced from the tension bar are introduced at precisely the correct location at the beam joints. 	UW0018	2.25	0.59	0.19
ASTERIX Tie Tube End Piece 18 degrees End connector for the tubular tension bar. Connects to the TF0018 connection plate. 	UV0118	6.23	1.53	0.08
ASTERIX HD Tie Tube End Piece 18 degrees End connector for the tubular tension bar. Connects to the UW0018 connection plate. 	UW0128	5.45	1.34	0.08
Tubular Tie Bar Tie bar in three lengths enabling all spans to be achieved, connected using B50005 spigots and quick release pins AF0001. 	TF1902 TF2853 TF5706	7.11 10.66 21.32	1.90 2.85 5.71	0.05


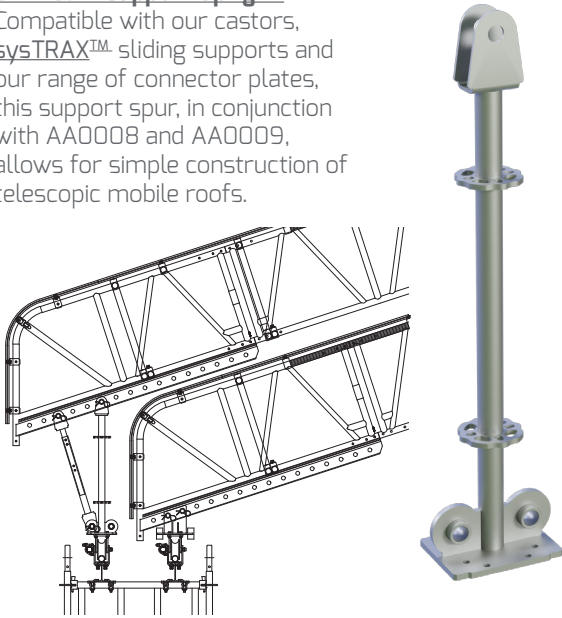


DESCRIPTION	PART No.	WEIGHT (kg)	DIM 1 (m)	DIM 2 (m)
<u>Tie Bar Vertical Reinforcing Ties</u>  Vertical tubes connecting the bottom chord of the beam line with the tensioning bar.	UX0003	5.35	3.00	0.95
	UX0006	8.61	6.00	1.87
	UX0009	11.87	9.00	2.80
	UX0012	15.13	12.00	3.73
	UX0015	18.39	15.00	4.65
	UX0018	21.65	18.00	5.58
	UX0021	24.91	21.00	6.51



7.0 Beam Support

DESSA's unique pivoting beam support enables connection of scaffold or roof structure to modular scaffolding and ensures all loads are introduced at the standards. High capacity hinge mechanism ensures no moments are transferred to the supporting structures.







DESCRIPTION	PART No.	WEIGHT (kg)	DIM 1 (m)	DIM 2 (m)
<u>Beam Support Body</u> Suits multiple scaffold widths and is secured in place using locking pin AF0004. Integrated wheel to allow flexibility during roof installation. 	TA0001	17.20	1.21	0.55
<u>U-Head for OE Standard</u> Installed to open ended standards of system scaffold, secured in place using quick release pins AF0001 or M12 x 60 bolts AF0007. 	TA0002	2.10	0.43	0.08
<u>U-Head for Standard with spigot</u> Installed to spigoted standards of system scaffold, secured in place using quick release pins AF0001 or M12 x 60 bolts AF0007. 	TA0003	1.69	0.31	0.08
<u>ASTERIX Bearer Connection Bracket</u> Enables connection of beam bearers to ASTERIX beams. 	UA0008	2.32	0.17	0.16
<u>ASTERIX HD Bearer Connection Bracket</u> Enables connection of beam bearers to ASTERIX HD beams. 	UA0009	3.33	0.22	0.16
<u>Beam Bearer 2m</u> High capacity connection of scaffold or roof structure to support elements. Eliminates local buckling effects and ensures even load distribution. Connects to bracket UA0009. 	UA0010	23.67	2.00	0.10

DESCRIPTION	PART No.	WEIGHT (kg)	DIM 1 (m)	DIM 2 (m)
Beam Connector 0.7m c/w four half couplers Enables connection of scaffold or roof structure to modular supports. 	UA0011	7.30	0.72	0.10
UNI Beam Support Upright. Compatible with our castors, sysTRAX™ sliding supports and our range of connector plates, this support spur, in conjunction with AA0008 and AA0009, allows for simple construction of telescopic mobile roofs. 	AA0007	11.28	1.05	0.25
UNI Beam Support Spur Inner This inner spur is used in conjunction with outer spur AA0009 and allows the spur to be located at various locations on the beam bearer. 	AA0008	3.06	0.67	0.11
UNI Beam Support Spur Outer This outer spur is used in conjunction with inner spur AA0008 and allows the spur to be located at various locations on the beam bearer. 	AA0009	3.95	0.76	0.11



8.0 Cantilever Parts

Allows adjacent roofs to overlap, preventing water and wind ingress. Overlapping roofs can be built from a common runway beam and opened for crane access of materials. The cantilever bay avoids double lines of runway and 'roof on roof' telescopic arrangements.




DESCRIPTION	PART No	WEIGHT (kg)	DIM 1 (m)	DIM 2 (m)
Cantilever Brace Fits to roof truss in conjunction with all other bracing elements but with the addition of a 500mm cantilever element. This provides an overlapping segment from one roof to another. 	UC1500 UC1572 UC2000 UC2072 UC2500 UC2572 UC3000 UC3072	4.14 4.21 4.65 4.72 5.16 5.23 5.67 5.74	2.00 2.07 2.50 2.57 3.00 3.07 3.50 3.57	0.10
Extended Castor Conversion Plate Connects to castor AA0002. Stabilised with system ledgers. Used to raise one roof when using cantilever braces. 	UA0006	9.26	0.17	0.23
Top Plate Spacer Tube Allows for installation of the UA0018 or UA0000 on top of UA0006. 	Z00367	0.11	0.04	Ø25.4mm
Sheet Termination Tube Allows for sheet termination on the cantilever bay. 	UA0037	2.31	0.5	0.07
Ridge Tube Used in place of a regular ridge beam on the protruding cantilever beam line. Supports the ridge track. 	UC0118	3.76	2.14	0.38
Straight Tube Used in place of a straight beam on the protruding end of a cantilever bay. Supports the sheet tracking. 	Z00011 Z00012 Z00015	3.32 4.98 9.97	2.00 3.00 6.00	Ø48.3mm




9.0 UNI Shelter

Unique shelter bracket allows lightweight shelters to be constructed quickly and easily using existing roofing materials and scaffold supports, Compatible with Metrix, Contur and Futuro scaffold systems and all DESSA beam ranges.







The ideal solution for concrete pours equipment / plant protection on site or any mobile shelter application. Alternatively, can be erected from adjustable bases as a static shelter solution. Span up to 25m plus, any length possible.








DESCRIPTION	PART No	WEIGHT (kg)	DIM 1 (m)	DIM 2 (m)
UNI Shelter Bracket Allows for rapid and easy construction of shelter structures in conjunction with system scaffold standards and diagonal braces. 	UA0036	5.24	0.51	0.46
UNI Shelter Eaves Track ASTERIX Bespoke eaves track to provide a continuous transition point between pitched roof and vertical standard of shelter. 	UT1128	3.71	1.15	1.21
UNI Shelter Castor 7kN capacity 150mm polyurethane/nylon lockable castor complete with 500mm adjustable stem compatible with Ø48.3mm tubular members. 	AA0010	5.20	0.69	0.22



10.0 Accessories

DESSA supply a selection of accessories and fixings to enable functional possibilities with standard material and to ensure structural integrity.

DESCRIPTION	PART No	WEIGHT (kg)	DIM 1 (m)	DIM 2 (m)
Intermediate Roller Brace Coupler Connects to roofing beams to provide connection points for roller braces. Allows for staggered / split bay roof configurations and non-standard beam lengths. 	UA0001	1.45	0.14	0.11
UNI Track Coupler Short Allows connection of UNI track to 48.3mm diameter scaffold tube for sidewalls or roof extensions. UA0002 locates the track at the same height as UNI Roof bracing. 	UA0002	0.65	38mm	116mm
UNI Track Coupler Long Allows installation of UNI Track to the sidewalls of scaffold structures, provides additional clearance to enable track to pass scaffold connections. 	UA0020	0.66	38mm	146mm
UNI Track Compressor Installed at beam ends of each span and secured using AF0001 spring pin. Maintains track compression of 100kg of force along the UNI track and allows installation of roller braces. 	UA0005	1.55	0.29	0.22
Drilled tube for beam end Provides an easy way of extending the chord of a beam with the use of compatible spigot and two quick release pins AF0001. 	UA0024	0.41	0.25	ø 48.3mm
Detachable Sheet Pulling Wheel To engage within the sheet tensioning bar. Nylon wheels to be located over the track to enable ease of sheet installation. To be removed after sheet installation and used on next bay. 	UA0025	1.51	0.26	ø 80mm (wheel)

DESCRIPTION	PART No	WEIGHT (kg)	DIM 1 (m)	DIM 2 (m)
Eaves continuous tube connector Steel component that provides a consistent tensioning point for roof sheet. 	UA0027	2.00	0.38	0.20
Eaves offset continuous tube connector Steel component that provides a consistent tensioning point or rubbing pole for roof sheet. 	UA0016	2.32	0.38	0.22
Two part tracking coupler - tracking connector Allows connection of DESSA tracking to the scaffold to enable side wall sheeting and weather protection. 	UA0031	0.50	0.10	0.13
Two part tracking coupler - wedge head connector Allows connection of DESSA tracking to system scaffold rosettes to enable side wall sheeting and weather protection. 	UA0032	0.90	0.12	0.14
Two part tracking coupler - coupler head connector Allows connection of DESSA tracking to tubular scaffold elements to enable side wall sheeting and weather protection. 	UA0033	1.00	0.18	0.05
Two part tracking coupler - tracking stop Provides a vertical track stop to side wall sheet tracking. 	UA0034	0.34	0.12	0.08
Gutter Support Bracket Secures 38x225mm timber scaffold boards allowing for installation of proprietary rainwater management goods at the eaves of a temporary roof. 	UA0038	7,10	0,31	0,57

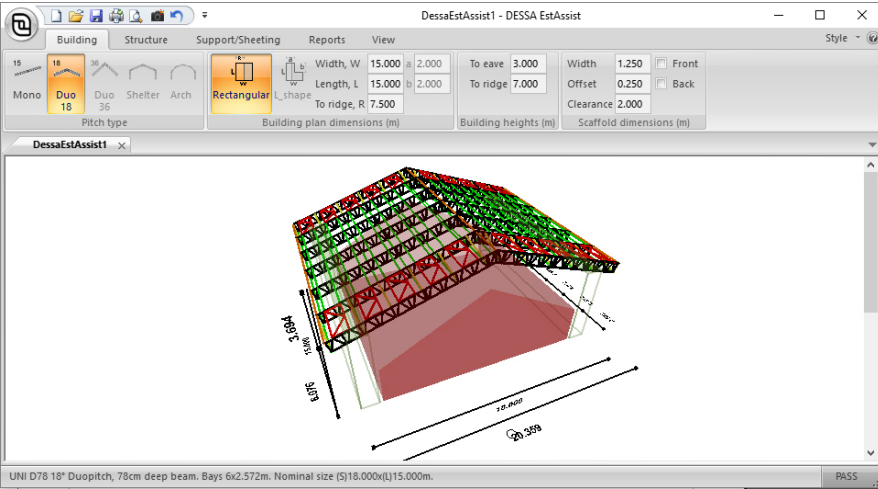


11.0 Fixings

Essential components for fastening roofing elements and structural members.

DESCRIPTION	PART No	WEIGHT (kg)	DIM 1 (m)	DIM 2 (m)
Quick Release Pin M12 x 60 for round tube A direct replacement for a nut and bolt, enables rapid assembly of beam spans. 	AF0001	0.07	66mm	ø 12mm
Quick Release Pin M12 x 70 for UNI Track To connect ridge and eaves sheet tracks to ridge and eaves beams. 	AF0002	0.10	82mm	ø 12mm
Hex Bolt BZP G8.8 Steel M16 x 40 Used to connect TRAX™ UB sections together, used in conjunction with joining plate BR0012. 	AF0003	0.09	57.7mm	ø 16mm
Locking Pin 30mm High capacity connecting pin used to connect tension bars and support components. 	AF0004	0.55	97.5mm	ø 30mm
Linch pin 6mm Used in conjunction with AF0004. 	AF0039	0.02	53	ø 6
Hex Bolt BZP G8.8 Steel M12 x 90 High capacity bolt used to connect roof tension bar end plates UU0018 to beam joints. 	AF0006	0.09	107.7mm	ø 12mm
Hex Bolt BZP G8.8 Steel M12x60 For connection of BS0001 spigots as an alternative to quick release pin AF0001. 	AF0007	0.06	77.7mm	ø 12mm
Hex Bolt BZP G8.8 Steel M12 x 45 For connection of castor top plates to castor body AA0002. 	AF0008	0.05	62.7mm	ø 12mm

DESCRIPTION	PART No	WEIGHT (kg)	DIM 1 (m)	DIM 2 (m)
Hex Lock Nut BZP G8.8 Steel M12 For use in conjunction with M12 bolts. 	AF0021	0.05	57.7mm	ø 12mm
Hex Nut BZP G8.8 Steel M16 For use in conjunction with M16 bolts. 	AF0022	0.05	57.7mm	ø 16mm



12.0 Software

3D estimating software for all DESSA Roof Systems. Allows quick material lists and quotations to be generated and facilitates easy and simple changing of roof length, span, bay size and supports. Windows 10 compatible.

DESCRIPTION	PART No.	WEIGHT (kg)	DIM 1 (m)	DIM 2 (m)
EstAssist Roof Estimating and quoting software complete with instant 3D representation.	ET0001	-	-	-

Other products from DESSA include:

- RANGER™ STAIR



- SAFETY PRODUCTS



- MINI CATCH NET FAN



- LATTICE GIRDERS

